



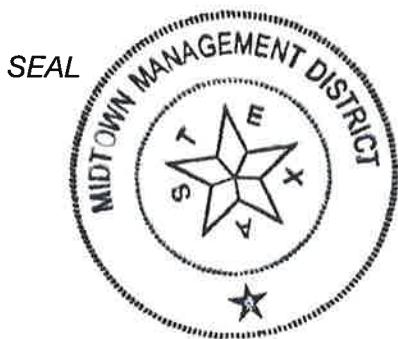
MIDTOWN MANAGEMENT DISTRICT
NOTICE OF MEETING


TO: THE BOARD OF DIRECTORS OF MIDTOWN MANAGEMENT DISTRICT AND TO ALL OTHER INTERESTED PERSONS:


Notice is hereby given that a regular meeting of the **Midtown Management District** will be held on **Wednesday, October 3, 2018 at 11:00 a.m.** in the **3rd Floor Conference Room of the Midtown Management District, located at 410 Pierce, Houston TX 77002**, inside the boundaries of the District, **open to the public**, to consider, discuss and adopt such orders, resolutions or motions, and take other direct or indirect actions as may be necessary, convenient, or desirable with respect to the following matters:

1. Call roll of the Board of Directors and verify that a quorum is present
2. Receive Public Comments ***
3. Consent Agenda
 - a. Approve Minutes for the September 5, 2018 Board meeting;
 - b. Approve Financial Report for the Month of August 2018;
 - c. Approve Payment of Invoices for September 2018;
 - d. Approve Equi-Tax Report for September 2018;
4. Review, discuss and take necessary action regarding the Meaningful Change Program.
5. Review, discuss and take necessary action regarding an Order Setting the Rate of Assessment for Year Four of the Service and Improvement Plan and Assessment Plan (2015-2024)
6. Receive Committee Reports and review, discuss and take necessary action regarding the following, as appropriate:
 - a. Service & Maintenance. **Darcy John Lefsrud, Chair**
 - b. Cultural Arts & Entertainment. . . . **Eileen Morris, Chair**
 - i. Grant Awards Recommendation
 - c. Marketing **Debbie Tyler Dillard, Chair**

- d. Urban Planning **J. Allen Douglas, Chair**
- e. Finance **Dana Woodruff, Chair**
 - i. Proposed Budget for FY 2019
- f. Public Safety **Willie H. Coleman, Interim Chair**
 - i. Security Coordinators Report
- 7. Programming report from Midtown Parks Conservancy
- 8. Report on Capital Projects of the Midtown Redevelopment Authority
- 9. Announcements
- 10. Next meeting date **Midtown Management District**
 Wednesday, November 7, 2018 at 6:00 p.m.
 Central Bank Houston – Community Room
 2217 Milam Street
 Houston, TX 77002
- 11. Adjourn





Willie H. Coleman, Chair 
Midtown Management District Board of Directors

*****If you would like to make public comments, please register prior to 11:00 a.m. Registration sign in sheets for those making public comments will be picked up promptly at 11:00 a.m.**

MISSION STATEMENT: *Midtown strives to provide an economically vibrant urban destination where arts and culture thrive alongside businesses and residents in a safe, active, diverse neighborhood.*

Midtown Management District
2018 Sources and Uses of Funds
January through August 2018

	Jan - Aug 18	Budget	\$ Over Budget
Sources of Funds			
400000 · Revenue - Assessments			
400084 · FY17 Assessment Revenue	2,312,699.89	2,328,653.00	-15,953.11
400085 · FY16 Assessment Revenue	4,316.34	8,000.00	-3,683.66
400086 · FY15 Assessment Revenue	1,547.19	2,400.00	-852.81
400087 · FY14 Assessment Revenue	631.84	800.00	-168.16
400088 · FY13 Assessment Revenue	0.00	400.00	-400.00
400089 · FY12 Assessment Revenue	0.00	144.00	-144.00
400090 · FY11 Assessment Revenue	0.00	72.00	-72.00
400091 · FY10 Assessment Revenue	0.00	72.00	-72.00
400092 · FY09 Assessment Revenue	0.00	68.00	-68.00
400093 · FY08 Assessment Revenue	0.00	58.00	-58.00
400094 · FY07 Assessment Revenue	0.00	64.00	-64.00
400500 · Penalties & Interest	19,985.31	16,000.00	3,985.31
402400 · Over Payments (Overpayments)	20,644.41	30,483.00	-9,838.59
402500 · Refunds/Assessment Adjustments	-32,519.16	-61,336.00	28,816.84
402510 · Collection Costs (Fees charged to MMD for collections)	-28,642.62	-29,332.00	689.38
402511 · CAD Correctons	0.00	600.00	-600.00
402512 · CAD Lawsuit Corrections	29,289.22	38,668.00	-9,378.78
402600 · Assessment Collection Costs	6,790.48	8,000.00	-1,209.52
400000 · Revenue - Assessments - Other	-10,726.21	0.00	-10,726.21
Total 400000 · Revenue - Assessments	2,324,016.69	2,343,814.00	-19,797.31
403000 · Other Income (Other Income)			
403100 · Booth and Events Fees (Booth and Events Fees)	7,793.45	5,000.00	2,793.45
403105 · Application Fees (Non-Refundable Application Fees)	3,445.00	1,550.00	1,895.00
403110 · Event Sponsorship (Sponsorship of Events)	5,000.00	5,000.00	0.00
Total 403000 · Other Income (Other Income)	16,238.45	11,550.00	4,688.45
404000 · Int Income (Invest Interest Earned)	21,782.20	10,000.00	11,782.20
406000 · Interest on CD (Interest earned on CD purchases)	2,020.97	1,072.00	948.97
Total	2,364,058.31	2,366,436.00	-2,377.69
Total Sources	2,364,058.31	2,366,436.00	-2,377.69
Uses of Funds			
500000 · Security and Public Safety			
501000 · Street Lighting - Electricity	150,666.64	150,666.64	0.00
502000 · Enhancement Public Safety (Public Safety)			
502011 · Harris County Precinct 7 (Harris County Precinct 7)	275,723.00	321,835.00	-46,112.00
502012 · S.E.A.L. Security Program (S.E.A.L. Security Program)	122,672.00	94,323.00	28,349.00
502013 · PIT Program (PIT Program)	31,855.66	16,119.00	15,736.66
Total 502000 · Enhancement Public Safety (Public Safety)	430,250.66	432,277.00	-2,026.34
504000 · Security Coordinator	0.00	349.00	-349.00
507000 · Street Outage Survey	1,275.00	1,700.00	-425.00
508000 · Public Safety Light Program	0.00	20,000.00	-20,000.00
509500 · Public Safety Parks Program	21.65	664.00	-642.35
509555 · Public Safety Communications (Public Safety Communications)	1,254.36	664.00	590.36

UNAUDITED FINANCIALS

Midtown Management District
2018 Sources and Uses of Funds
January through August 2018

	Jan - Aug 18	Budget	\$ Over Budget
509700 · Staffing (Allocated Staffing hours)	38,037.08	38,600.90	-563.82
Total 500000 · Security and Public Safety	621,505.39	644,921.54	-23,416.15
600000 · Marketing & Economic Developmen			
601000 · Media, Advertising & Promotion			
601003 · Event Partic/ Sponsoring	2,500.00	2,501.00	-1.00
601007 · Media, Advertising, & Promotion	1,650.00	2,501.00	-851.00
Total 601000 · Media, Advertising & Promotion	4,150.00	5,002.00	-852.00
602000 · Web-site Update & Maint.	59.95	3,333.02	-3,273.07
603004 · Resident/.Stake Holder Foc Cmmu	9,537.17	13,333.32	-3,796.15
603005 · Midtown Newspaper (Newspaper for Midtown Stakeholders and Residents)	10,853.00	10,000.00	853.00
607000 · Midtown eNews	260.00	1,205.32	-945.32
609500 · Marketing & Economic Developmen	0.00	2,499.00	-2,499.00
609700 · Staffing (Allocated Staffing hours)	14,462.58	16,210.72	-1,748.14
Total 600000 · Marketing & Economic Developmen	39,322.70	51,583.38	-12,260.68
700000 · Urban Planning			
702010 · Special Projects			
702023 · Farmer's Market (Farmer's Market)	12,600.75	23,000.00	-10,399.25
702024 · Holman Counter	0.00	600.00	-600.00
702025 · Bike Rides	0.00	2,000.00	-2,000.00
Total 702010 · Special Projects	12,600.75	25,600.00	-12,999.25
702500 · Planning Studies (Planning Studies)			
702501 · Street Design Guidelines (Updating 2014 Package)	10,000.00	25,000.00	-15,000.00
702503 · Pierce Elevated Study (Pierce Elevated Study)	0.00	10,000.00	-10,000.00
Total 702500 · Planning Studies (Planning Studies)	10,000.00	35,000.00	-25,000.00
702600 · Implementation Projects (Implementation Projects)			
702601 · Corridor Planning & Restriping	69.98	9,000.00	-8,930.02
702602 · Goodman Corp Study Metro Stops	0.00	5,000.00	-5,000.00
702603 · Bike Share Stations (Bike Share Stations)	0.00	6,000.00	-6,000.00
Total 702600 · Implementation Projects (Implementation Projects)	69.98	20,000.00	-19,930.02
706700 · Staffing (Allocated Staffing hours)	12,119.94	12,436.68	-316.74
Total 700000 · Urban Planning	34,790.67	93,036.68	-58,246.01
710000 · Cultural Arts & Entertainment			
710102 · Art Project Sponsorships	1,600.00	5,000.00	-3,400.00
710106 · Art in the Park	37,528.48	35,000.00	2,528.48
710107 · Mistletoe Market	1,866.50	2,000.00	-133.50
710108 · Special Events in Bagby Park	13,106.84	19,000.00	-5,893.16
710110 · Parks Programming	36.74	14,583.31	-14,546.57
710112 · Cultural Arts - Website	487.50	500.00	-12.50
710113 · Cultural Arts - Communications	0.00	5,000.00	-5,000.00
710700 · Staffing (Allocated Staffing hours)	32,632.14	32,912.25	-280.11
Total 710000 · Cultural Arts & Entertainment	87,258.20	113,995.56	-26,737.36
720000 · Service & Maintenance			
722000 · Midtown Parks			
722005 · Baldwin/Glover Park Maintenance			

UNAUDITED FINANCIALS

Midtown Management District
2018 Sources and Uses of Funds
January through August 2018

	Jan - Aug 18	Budget	\$ Over Budget
722051 · Water	1,585.59	1,312.00	273.59
722052 · Electric	1,004.59	852.68	151.91
722053 · Path Gravel	0.00	3,750.00	-3,750.00
722054 · Irrigation repair	0.00	2,250.00	-2,250.00
722055 · Landscape Repairs	10,480.00	6,000.00	4,480.00
722056 · Baldwin/Glover Landscape Contra (Monthly General Maintenance)	12,840.00	15,533.36	-2,693.36
722057 · Park Lighting (Park Lighting)	0.00	5,625.00	-5,625.00
722058 · Dog Park Maintenance (Dog Park Maintenance)	5,350.50	2,250.00	3,100.50
Total 722005 · Baldwin/Glover Park Maintenance	31,260.68	37,573.04	-6,312.36
7226001 · Glover Park	64,615.60	0.00	64,615.60
Total 722000 · Midtown Parks	95,876.28	37,573.04	58,303.24
725000 · Midtown Field Service Prog			
725001 · Field Service TEAM	135,592.00	144,160.00	-8,568.00
725002 · Graffiti	2,280.00	3,200.00	-920.00
725003 · Supplies	0.00	400.00	-400.00
725004 · Storage	1,305.00	3,500.00	-2,195.00
725005 · Seasonal Planting PROW	0.00	5,000.00	-5,000.00
725007 · Tree Maintenance	37,480.00	40,000.00	-2,520.00
725008 · Landscaping/Tree Planting	0.00	5,000.00	-5,000.00
725009 · Pet Bags	2,219.76	3,000.00	-780.24
Total 725000 · Midtown Field Service Prog	178,876.76	204,260.00	-25,383.24
726000 · Service Maintenance - Other			
726010 · SeeClickFix (SeeClickFix)	7,426.00	7,426.00	0.00
726100 · Legacy Maintenance	212,180.00	212,180.00	0.00
Total 726000 · Service Maintenance - Other	219,606.00	219,606.00	0.00
728000 · Staffing (Allocated Staffing hours)	27,763.10	27,986.00	-222.90
Total 720000 · Service & Maintenance	522,122.14	489,425.04	32,697.10
800000 · District Administration			
802000 · Legal Counsel	53,011.15	53,332.00	-320.85
802042 · Public Information Request (Public Information Request)	0.00	640.00	-640.00
803000 · Accounting & Auditing Expense	11,588.00	12,500.00	-912.00
804000 · Insurance Expense			
804003 · Director's & Officers Insurance (Director's & Officers Insurance)	3,592.00	4,000.00	-408.00
804004 · General Liability (General Liability)	8,795.00	10,000.00	-1,205.00
804005 · Insurance - other (Tax Bond, Property, Public Employee, Business Travel Accident, P	2,996.00	2,860.00	136.00
Total 804000 · Insurance Expense	15,383.00	16,860.00	-1,477.00
806000 · General Operating/Admin. Exp.	2,900.76	2,586.68	314.08
807000 · Board Meeting & Misc. Exp.	2,398.12	4,160.00	-1,761.88
809000 · Administration Expense (Reimbursements to MRA)	115,400.18	114,232.00	1,168.18
Total 800000 · District Administration	200,681.21	204,310.68	-3,629.47
Total Uses	1,505,680.31	1,597,272.88	-91,592.57
Net Increase (/Decrease) for the Period	858,378.00	769,163.12	89,214.88

UNAUDITED FINANCIALS

Midtown Management District
Balance Sheet
As of August 31, 2018

Aug 31, 18

ASSETS

Current Assets

Checking/Savings

10000 · Operating Funds

101001 · Chase Savings Account	13,428.86
102001 · IBC Savings Acct 66033	2,863.29
102107 · IBC CD 4808	125,000.00
102203 · EastWest Bank Money Market#5359	116,230.48
102211 · EastWest Bank Savings Acct	1,061.88
106010 · Wells Fargo Assessment Acct	8,418.23
106020 · Wells Fargo Performance Saving	15,746.40
107000 · TexStar (Investment Account)	5,665.36
107500 · LOGIC (Investment Account)	1,439,792.00

Total 10000 · Operating Funds 1,728,206.50

10001 · Reserved Funds

102202 · EastWest Bank CD 5918 (Elgin Street PROW Capital Reser)	12,930.52
102204 · EastWest Bank CD1306 (Emergency Disaster Capital Rese)	103,906.40
105003 · Central Bank Money Market	234,506.84

Total 10001 · Reserved Funds 351,343.76

10002 · Restricted Funds

101000 · Chase Operating Acct	11,322.95
-------------------------------	-----------

Total 10002 · Restricted Funds 11,322.95

Total Checking/Savings 2,090,873.21

Accounts Receivable

120000 · Assessments Receivable

120009 · Assesmts Recievable Current	73,179.22
--------------------------------------	-----------

Total 120000 · Assessments Receivable 73,179.22

Total Accounts Receivable 73,179.22

Total Current Assets 2,164,052.43

Other Assets

130501 · Other Misc Assets	48,596.00
----------------------------	-----------

Total Other Assets 48,596.00

TOTAL ASSETS 2,212,648.43

LIABILITIES & EQUITY

Liabilities

Current Liabilities

Accounts Payable

200000 · Accounts Payable	245,299.20
---------------------------	------------

Total Accounts Payable 245,299.20

Other Current Liabilities

203000 · Other Accts Payable	150,666.64
------------------------------	------------

205000 · Deferred Assessment Revenues	73,179.22
---------------------------------------	-----------

206000 · Accrued liability	253,380.00
----------------------------	------------

207000 · Bal due to MRA from FTA Reimbur	11,322.95
--	-----------

Total Other Current Liabilities 488,548.81

UNAUDITED FINANCIALS

Midtown Management District

Balance Sheet

As of August 31, 2018

	Aug 31, 18
Total Current Liabilities	<u>733,848.01</u>
Total Liabilities	<u>733,848.01</u>
Equity	
390000 · Fund Balance-Prior	620,422.42
Net Income	<u>858,378.00</u>
Total Equity	<u>1,478,800.42</u>
TOTAL LIABILITIES & EQUITY	<u><u>2,212,648.43</u></u>

DRAFT

Midtown Management District
Account Transaction Detailed by Account
As of October 3, 2018

Type	Date	Num	Name	Memo	Debit	Credit	Balance
SEPTEMBER 2018							11,046.34
Bill Pmt - Check	09/18/2018	7599	Southwest Precision Printers, LP	500 Business Cards - Communication Supervisor		156.00	10,890.34
Bill Pmt - Check	09/20/2018	7600	Adrian de la Cerda	Professionals Services: Farmer's Market Coordinator { Aug. 16, - Sept. 15 2018} Expense Reimburs...		4,036.24	6,854.10
Bill Pmt - Check	09/26/2018	7601	City of Houston - Mayor's Office	Non Refundable Street Lane Closure Fee - 2018 Mistletoe Market		57.01	6,797.09
Bill Pmt - Check	09/26/2018	7602	Sports and Social Partners LP	Tailgate game rental for 2018 National Night Out		100.00	6,697.09
Deposit	09/30/2018			September Deposits	13,166.83		19,863.92
Deposit	10/03/2018			Transfer from LOGIC/Saving Account to Cover Expenses	75,000.00		94,863.92
Bill Pmt - Check	10/02/2018	7613	James Coney Island	2018 National Night Out - Catering		1,147.00	93,716.92
Check	10/03/2018	7604	Houston Recovery Center, LGC	Monthly Contribution to support PIT Program{ SEPTEMBER 2018}		5,565.83	88,151.09
Check	10/03/2018	7603	AVERY R. ABSHIRE	81 122 343 001 0006 119 TUAM ST TAX YEAR: 2017		391.15	87,759.94
Bill Pmt - Check	10/03/2018	7605	Equi-Tax, Inc.	Monthly Fee per contract for Assessment Collection:--- OCTOBER 2018		1,974.10	85,785.84
Bill Pmt - Check	10/03/2018	7606	Harris County Treasurer	Constable Services for SEPTEMBER 2018		33,790.00	51,995.84
Bill Pmt - Check	10/03/2018	7607	Kwik Kopy	" Mistletoe Market " Push Cards 4 X 6, copies on 2 sides; " Farmer's Market " SIGNS Corplast...		425.00	51,570.84
Bill Pmt - Check	10/03/2018	7608	Metropolitan Landscape Management, Inc.	Field Maintenance Services in Midtown - SEP Services 18'/Monthly Maintenance Agrmt Baldwin Par...		18,554.00	33,016.84
Bill Pmt - Check	10/03/2018	7609	Oakmont Maintenance & Rental	2018 Farmer's Market		165.00	32,851.84
Bill Pmt - Check	10/03/2018	7610	SEAL Security Solutions LLC	AUGUST 2018 - Commissioned Security Officers and Occassional K-9		18,560.00	14,291.84
Bill Pmt - Check	10/03/2018	7611	Southwest Wholesale	Baldwin Park: Install 50 yds Playground Kitty Cushion Mulch		3,425.00	10,866.84
Bill Pmt - Check	10/03/2018	7612	Tribe Design LLC	WordPress Updates {includes code adjustments}- Cultural Arts & Entertainment Website		93.75	10,773.09
Total 106010 - Wells Fargo Assessment Acct					88,166.83	88,440.08	10,773.09
Total 106000 - Wells Fargo Bank					88,166.83	88,440.08	10,773.09
TOTAL					88,166.83	88,440.08	10,773.09

UNAUDITED FINANCIALS

MIDTOWN MANAGEMENT DISTRICT

ASSESSMENT COLLECTION REPORT

September 30, 2018

BILLING AND COLLECTION SUMMARY

FISCAL YEAR END

01/01/2018 TO 12/31/2018

YEAR	RATE	TOTAL LEVY	COLLECTIONS	RECEIVABLE	% COLLECTED
2017	0.1181	\$2,341,676.80	\$2,315,072.35	\$26,604.45	99%
2016	0.1181	\$2,218,746.34	\$2,199,718.37	\$19,027.97	99%
2015	0.1181	\$1,980,389.40	\$1,969,460.85	\$10,928.55	99%
2014	0.1181	\$1,784,150.46	\$1,778,756.52	\$5,393.94	99%
2013	0.1181	\$1,563,555.15	\$1,559,086.85	\$4,468.30	99%
2012	0.1181	\$1,451,155.01	\$1,450,188.22	\$966.79	99%
2011	0.1181	\$1,373,992.65	\$1,373,338.34	\$654.31	99%
2010	0.1181	\$1,366,296.19	\$1,365,599.08	\$697.11	99%
2009	0.1181	\$1,400,596.16	\$1,399,868.09	\$728.07	99%
2008	0.1181	\$1,388,676.58	\$1,388,129.81	\$546.77	99%
2007	0.1181	\$1,205,818.99	\$1,205,400.14	\$418.85	99%
2006	0.1181	\$1,039,513.58	\$1,039,322.08	\$191.50	99%
2005	0.1181	\$965,243.73	\$965,052.23	\$191.50	99%
2004	0.1181	\$766,477.42	\$766,378.36	\$99.06	99%
2003	0.1125	\$690,634.91	\$690,544.86	\$90.05	99%
2002	0.1125	\$631,419.06	\$631,337.20	\$81.86	99%
2001	0.1125	\$554,768.73	\$554,694.31	\$74.42	99%
2000	0.1125	\$472,859.73	\$472,787.76	\$71.97	99%

Current Month Activity

Revenue:

	Current Month	Year to Date
2017 Assessment Collected	2,372.46	1,942,211.43
2016 Assessment Collected	161.79	4,478.13
2015 Assessment Collected	0.00	1,547.19
2014 Assessment Collected	0.00	631.84
2013 Assessment Collected	0.00	0.00
2012 Assessment Collected	0.00	0.00
2011 Assessment Collected	0.00	0.00
2010 Assessment Collected	0.00	0.00
2009 Assessment Collected	0.00	0.00
2008 Assessment Collected	0.00	0.00
2007 Assessment Collected	0.00	0.00
2006 Assessment Collected	0.00	0.00
2005 Assessment Collected	0.00	0.00
2004 Assessment Collected	0.00	0.00
2003 Assessment Collected	0.00	0.00
2002 Assessment Collected	0.00	0.00
2001 Assessment Collected	0.00	0.00
2000 Assessment Collected	0.00	0.00
Miscellaneous Revenue	0.00	0.00
Penalty & Interest	507.07	20,492.38
Overpayments	0.00	20,644.41
Estimated Payment	0.00	0.00
CAD Corrections	0.00	0.00
CAD Lawsuit Corrections	0.00	29,289.22
Collection Fees	608.25	7,398.73
Total Revenue	3,649.57	2,026,693.33
Overpayments & CAD Refunds Presented	391.15	44,915.47
Overpayments Applied to Assessment	0.00	0.00

ASSESSED VALUE FOR 2017	1,982,791,014	UNCERTIFIED
ASSESSED VALUE FOR 2016	1,878,684,960	UNCERTIFIED
ASSESSED VALUE FOR 2015	1,676,874,427	UNCERTIFIED
ASSESSED VALUE FOR 2014	1,511,317,605	
ASSESSED VALUE FOR 2013	1,323,924,342	
ASSESSED VALUE FOR 2012	1,228,750,364	

Assessment Collection Account: Wells Fargo Bank, Acct# 9473393339

Prepared by Equi-Tax Inc
Kenneth R. Byrd
Collector For the District

MIDTOWN MANAGEMENT DISTRICT
ASSESSMENT COLLECTION REPORT
September 30, 2018

TOP TEN ASSESSMENT PAYERS

PROPERTY OWNER	PROPERTY TYPE	ASSESSED VALUE	ASSESSMENT AMOUNT
Post Midtown Square LP	Multi-Family Units	106,524,635	125,805.59
VR Calais Holdings Limited Partners	Multi-Family Units	59,050,565	69,738.72
AB Merion II Metro Midtown LLC	Multi-Family Units	57,776,638	68,234.21
Camden Property Trust	Multi-Family Units	52,500,000	62,002.50
4001 Fannin No 1A LTD	Multi-Family Units	50,440,350	59,570.05
3800 Main LLC	Multi-Family Units	49,906,546	58,939.63
McGowen Brazos Venture LTD	Multi-Family Units	43,409,027	51,266.06
Sherman Way Midtown LLC ET AL	Multi-Family Units	43,063,992	50,858.57
CPT Community Owner LLC	Multi-Family Units	43,042,513	50,833.21
Mid-Main Properties LP	Multi-Family Units	41,086,544	48,523.21

TEN LARGEST DELINQUENT ACCOUNTS

PROPERTY OWNER	ASSESSMENT YEAR	
*MIDTOWN CENTRAL SQUARE LLC	2013 - 2016	26,806.88
WASHINGTON ROMANUEL L JR	2000 - 2014	2,884.42
E S B E C LLC	2015 - 2017	2,404.38
CRIADO MINNIE F	2012 - 2017	1,993.70
COHEN JAY H	2013 - 2017	1,778.96
BLOCKER NATHAN & MAGNOLIA H	2007 - 2012	1,586.81
ANTWINE LINDA	2009 - 2017	1,548.77
TIVOLI REALTY INC	2017	1,269.17
NGUYEN THANG J N & SUSIE	2017	1,084.31
NGUYEN THANG N	2017	967.80

**Account Deferred

* Pending HCAD Value Lawsuits

COLLECTION TREND PERCENTAGE

	TAX YEAR	TAX YEAR	TAX YEAR	TAX YEAR
	2014	2015	2016	2017
January	65%	73%	65%	74%
February	92%	93%	89%	92%
March	94%	96%	93%	95%
April	95%	96%	96%	96%
May	96%	97%	96%	97%
June	96%	97%	97%	98%
July	97%	97%	97%	98%
August	98%	98%	98%	99%
September	99%	98%	98%	99%
October	99%	98%	98%	
November	99%	98%	98%	
December	99%	99%	99%	

**MIDTOWN MANAGEMENT DISTRICT
ASSESSMENT COLLECTION REPORT
September 30, 2018**

ASSESSMENT PLAN PROJECTIONS

YEAR	RATE	ESTIMATED ASSESSED VALUE	PROJECTED LEVY	COLLECTIONS @ 95%	CUMULATIVE COLLECTIONS	10 YEAR AVERAGE
2015	0.1181	1,706,201,000	2,015,023.38	1,914,272.21	1,969,460.85	
2016	0.1181	1,842,697,000	2,176,225.16	2,067,413.90	2,199,718.37	
2017	0.1181	1,980,899,000	2,339,441.72	2,222,469.63	2,315,072.35	
2018	0.1181	2,109,657,000	2,491,504.92	2,366,929.67		
2019	0.1181	2,236,237,000	2,640,995.90	2,508,946.11		
2020	0.1181	2,359,230,000	2,786,250.63	2,646,938.10		
2021	0.1181	2,477,191,000	2,925,562.57	2,779,284.44		
2022	0.1181	2,601,051,000	3,071,841.23	2,918,249.17		
2023	0.1181	2,731,104,000	3,225,433.82	3,064,162.13		
2024	0.1181	2,867,659,000	3,386,705.28	3,217,370.02		
			27,058,984.61	25,706,035.38		2,570,603.54

MAXIMUM RATE .1500 PER \$100

EXEMPTIONS

EXEMPTION TYPE	NUMBER APPLIED	APPROVED AMOUNT	VALUE LOSS
Homestead	1294	20% (State Maximum)	82,392,443
Over 65	128	15,000	1,892,400
Disability	6	15,000	90,000
Disabled Veteran	10	Per Statute	543,044
Over 65 Detached Single Family	37	Totally Exempt	9,630,993



NATIONAL NIGHT OUT

Tuesday, October 2nd
5pm – 7:30pm

Meet your neighbors, Midtown Houston board members and staff, law enforcement officers, elected officials, and more.
Enjoy food, fun, and giveaways.

Midtown Houston businesses are encouraged to participate. If you would like to set up a table, please contact Cynthia Alvarado CPM® at Cynthiiaa@houstonmidtown.com.

Midtown Park
2811 Travis St.
Houston, TX 77006

FOLLOW US AND
STAY UP TO DATE

f [facebook/midtownHOU](https://facebook.com/midtownHOU)
t [@midtownHOU](https://twitter.com/midtownHOU)
i [@midtownHOU](https://www.instagram.com/midtownHOU)



midtownhouston.com #midtownHOU